





DURBAN
Unit 1, 40 Alexander Road, Westmead.
P.O. Box 39262, Queensburgh 4070.
Tel: (031) 700 2360
Fax: (031) 700 2350
Email: sales@steelec.co.za
Website: www.steelec.co.za









STEELEC AGENCIES







Domestic Range - Catalogue



Plugtops

<u>Code</u>	<u>Description</u>	<u>Unit</u>	<u>CTN QTY</u>	
250009	16A 3 PIN PLUGTOP WHITE (SOLID PIN & 2 SCREWS)	Ea	240	
250009-B	16A 3 PIN PLUGTOP BLACK (SOLID PIN & 2 SCREWS)	Ea	240	
250012	16A 3 PIN - PLUGTOP FUNKY PLUG (HOLLOW PIN)	Ea	200	
PT2DED	16A 3 PIN PLUGTOP DEDICATED RED	Ea	200	
250051	16A 3 PIN PLUGTOP RUBBER	Ea	200	

Adaptors

250029	1 X 16A : 2 X 5A ADAPTOR	Ea	160	
250029-S	1 X 16A : 2 X 5A ADAPTOR SURGE	Ea	160	
250096	1 X 16A : 2 X 5A E3E	Ea	160	
250032	2 X 5A + 1 X ROUND ADAPTOR	Ea	200	

Multiplugs

<u>Code</u>	<u>Description</u> <i>(L) X (W) X (D)</i>	<u>CTN QTY</u>	
YD-5NS	10 WAY MULTIPLUG (SWITCHED) + 0.4M CORD 370 X 85 X 40mm	15	
YD-5NS2	10 WAY MULTIPLUG (5X16 + 5X5) + 0.4M CORD 370 x 70 x 40mm	30	
YD-5NS2-2	10 WAY MULTI (5X16 + 5X5) + 3M CORD 370 x 70 x 40mm	15	
YD-5NS2-1	10WAY MULTI (5X16 + 5X5) + 5M CORD 370 x 70 x 40mm	15	
YD-5NS2-S	10WAY MULTI (5X16 + 5X5) + SURGE + 0.4M CORD + INDICATOR LIGHT 370 X 70 X 40mm	30	
YD-8NS2	8 WAY MULTIPLUG (4X16 + 4X5) + 0.4M CORD 345 x 75 x 40mm	30	
YD-8NS2SW	8 WAY MULTIPLUG (4X16 + 4X5) + CONTROL SWITCH + 0.4M CORD 345 x 75 x 40mm	30	
YD-8NS2SW-S	8 WAY MULTIPLUG (4X16 + 4X5)+CONTROL SWITCH + SURGE + 0.4M CORD - 345 x 75 x 40mm	30	

ALL MULTIPLUGS COME WITH 2 MOUNTING HOLES, OVERLOAD SWITCH, MOULDED PLUG TOP & HAVE THE NECESSARY L.O.A CERTIFICATION.

Multiplugs

<u>Code</u>	<u>Description</u> <i>(L) X (W) X (D)</i>	<u>CTN QTY</u>	
YD-3N	3X16A MULTIPLUG + 0.4M CORD 200 x 55 x 40mm	30	
YD-6NS	6 WAY MULTIPLUG (6X16A) + 0.4M CORD 250 x 85 x 40mm	30	
YD-6NS2	6 WAY MULTIPLUG (3X16 + 3X5) + 0.4M CORD 225 x 70 x 40mm	30	
YD-6NS2-1	6 WAY MULTIPLUG (3X16 + 3X5) + 3M CORD 225 x 70 x 40mm	30	
YD-6NS2-2	6 WAY MULTIPLUG (3X16 + 3X5) + 5M CORD 225 x 70 x 40mm	30	
YD-6NS2-S	6 WAY MULTIPLUG (3X16 + 3X5)+ SURGE +0.4M CORD + INDICATOR LIGHT 225 x 70 x 40mm	30	
YD-6NS3	6 WAY MULTIPLUG (3X16 + 3X5) (SWITCHED) + 0.4M CORD 245 X 90 X 40mm	30	
YD-5N	5 X 16A MULTIPLUG + 0.4M CORD 320 x 60 x 40mm	30	
YD-5NDED	5 X 16A MULTIPLUG + 0.4M CORD - RED DEDICATED 320 x 60 x 40mm	30	





Adaptors (continued....)

<u>Code</u>	<u>Description</u>	<u>Unit</u>	<u>CTN QTY</u>	
250030	1 X 16A : 2 X 5A + 1 X ROUND	Ea	100	
250031	1 X 16A : 2 X 5A + 1 X ROUND + LIGHT	Ea	100	
250095	2 X 16A : 2 X 5A ADAPTOR	Ea	50	
250033	3 X 16A : 3 X 5A ADAPTOR	Ea	50	
250061	2 X 16A ADAPTOR WHITE (H)	Ea	100	
250061-S	2 X 16A ADAPTOR WHITE SURGE	Ea	100	
250014	3 X 16A ADAPTOR WHITE	Ea	100	
250014-S	3 X 16A ADAPTOR WHITE SURGE	Ea	100	
250094	1 X ROUND SCHUKO ADAPTOR	Ea	100	



Adaptors (continued...)

<u>Code</u>	<u>Description</u>	<u>Unit</u>	<u>CTN QTY</u>	
250091	IEC 2 PIN EURO-ADAPTOR TOP ENTRY	Ea	200	
250097	2 X 5A EURO - ADAPTOR	Ea	100	
250092	3 X 5A EURO - ADAPTOR	Ea	100	
250093	4 X 5A EURO - ADAPTOR	Ea	100	
250098	1 X 5A + 1 X SCHUKO ADAPTOR	Ea	100	
KTC	KETTLE PLUG CORDSET 0.5M	Ea	100	
250100	USB2 ADAPTOR 2 X USB 5V 1A	Ea	200	
250101	USB5 ADAPT 1XFLAT + 1 X SCHUKO + 2 USB + 1 X 16A	Ea	100	
250102	USB5 ADAPT 1XFLAT + 1 X SCHUKO + 2 USB + 1 X 16A + SURGE 2.1A	Ea	100	

Janus Couplers

<u>Code</u>	<u>Description</u>	<u>Unit</u>	<u>CTN QTY</u>	
250023	2 X 16A JANUS COUPLER NYLON BLK	Ea	100	
250027	2 X 16A JANUS COUPLER NYLON WHT	Ea	100	
250053	2 X 16A JANUS COUPLER RUBBER	Ea	50	

Extension Cords

280019W	3M EXTENSION CORD + DOUBLE COUPLER <u>1.0mm - 10A</u> <u>1.5mm - 16A</u>	Ea Ea	20 20	
280020W	5M EXTENSION CORD + DOUBLE COUPLER <u>1.0mm - 10A</u> <u>1.5mm - 16A</u>	Ea Ea	20 20	
280021W	10M EXTENSION CORD + DOUBLE COUPLER <u>1.0mm - 10A</u> <u>1.5mm - 16A</u>	Ea Ea	10 10	
280022W	15M EXTENSION CORD + DOUBLE COUPLER <u>1.0mm - 10A</u> <u>1.5mm - 16A</u>	Ea Ea	10 10	
280023W	20M EXTENSION CORD + DOUBLE COUPLER <u>1.0mm - 10A</u> <u>1.5mm - 16A</u>	Ea Ea	5 5	
280024W	25M EXTENSION CORD + DOUBLE COUPLER <u>1.0mm 10A</u>	Ea	5	